

CLARK

CGC

60/70



Max Load Capacity
13500 / 15500 lbs.
(6000 / 7000 kg)

CLARK

CGC 60/70 STANDARD FEATURES & BENEFITS



BRAKING SYSTEM

■ Simple & Effective

- Brakes are applied with a hydraulic servo-type power brake valve
- Transmission disengages when parking brake is set preventing driving against brakes
- Left pedal used for inching applications

HYDRAULIC SYSTEM

■ Maximum Horsepower

- Uses a load-sensing flow control valve for steering to reduce horsepower loss and heat buildup

■ Optimum Performance of Attachments


- The main hydraulic valve incorporates adjustable flow controls for tilt and auxiliary functions

■ Sectional Design

- Allows for easy addition of extra functions and simplifies service

■ Upright Mounted Load Lowering Valve

- Controlled lowering independent of engine speed



THE POWER BEHIND THE PUNCH

■ Field-Proven 4.3L PSI - 4X 4.3L LPG Engine

- Computer controlled fuel system
- Built for smooth and quiet operation
- Hardened exhaust and intake valves provide long life

■ Auto Shut Down

- Protects your investment in the event of excessive engine coolant temperature or low oil pressure. Overheat warning light alerts driver to excessive transmission temperature.

■ Keeping Uptime to a Maximum

- System can be simply diagnosed using automotive-style malfunction light and fault codes

■ No Tools Required


- In less than 30 seconds you have access to the engine

■ EPA Compliant

- Electronically controlled engine has low emissions


AVAILABLE EQUIPMENT

- Mirrors
- Sideshifters
- Strobe lights
- Backup alarm
- Auxiliary valves
- Rear work light
- Turn signal lights
- Hose adaptations
- Convenience console
- Combination stop/tail/back up lights
- Hydraulic control options
- Bottler's tilt
- Tire options
- Travel speed limit
- Pre-cleaner
- Air cleaner safety element
- Reduced height overhead guard



ONE-PIECE FRAME

- Heavy duty, welded, and formed steel plate design helps protect from impact damage and extends the life of the truck
- Tilt cylinders anchored with heavy frame structure



STEERING AXLE

■ Rugged Design

- Linkage pivot pins have a “double shear” design to help withstand impact without loosening or breaking

■ Simple Axle Design

- Double-ended cylinder provides steering force



TRANSAXLE

■ Integral Axle and Transmission

- No exposed seals or driveshafts to wear or collect debris

■ Modulated Shift Protection

- Smooth engagement, cushioned shifting

■ Common Sump


- Allows both axle and transmission lube to be cooled with the transmission cooling system

■ Heavy Duty

- Torque convertor, clutches and axle gearing extends life and minimizes service requirements

■ Inching Valve

- Left inching pedal operation allows for precisely controlled travel speeds during high speed lifting



RUGGED UPRIGHT AND CARRIAGE

■ Excellent Visibility

- Nested I-Channel allows space for cylinders, hoses and chains

■ Hydraulic Cushioning Valves

- Silent staging reduces shock and vibration

■ Shimmable, Sealed & Canted Load Rollers

- Carriage has 6 load rollers
- Maximize load distribution and reduce free play



OPERATOR COMPARTMENT

■ Fully Adjustable, Full Suspension Seat

- 2.4” Vertical travel • 20° Backrest adjustment range
- 6” fore / aft adjustment • Contoured for support
- Non-Cinching, Retractable seat belt

■ Thick Molded Floor Mat

- Reduces vibration and noise level
- Improves operator comfort

■ Tilt Steering Column

- Adjusts to suit operator and easier entry/exit

■ Fingertip Operation

- Electronic directional controls minimize fatigue

■ Largest Operator Compartment in the Industry

GENERAL DATA & STANDARD DIMENSIONS



Upright Table

Maximum Fork Height in mm	Overall Height Lowered in mm	Free Lift in mm	Standard Tilt Spec B°/F°
CGC60/70 Standard			
103 2616	92.0 2337	8.5 216	8B/8F
• 117 2972	99.0 2515	8.5 216	8B/8F
135 3429	108.0 2743	8.5 216	8B/8F
159 4038	120.0 3048	8.5 216	8B/8F
CGC60/70 Triple Stage			
135 3429	87.9 2210	50 1270	5B/6F
• 150 3810	92.0 2337	55 1397	5B/6F
174 4420	100.0 2540	63 1600	5B/6F
189 4800	105.0 2667	68 1727	5B/3F
198 5029	108.0 2743	72 1828	5B/3F
222 5639	119.0 3023	83 2108	5B/3F
275 6985	139.3 3538	103 2616	3B/0F

* Indicates Common Preferred Spec

Notes

Production engines and driveline components may vary in output and/or efficiency by ±5%. The performance shown represents nominal values which may be obtained under typical operating conditions of a machine.

ANSI/ITSDF and Insurance Classification

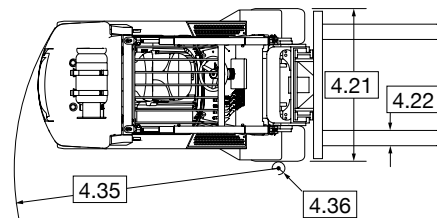
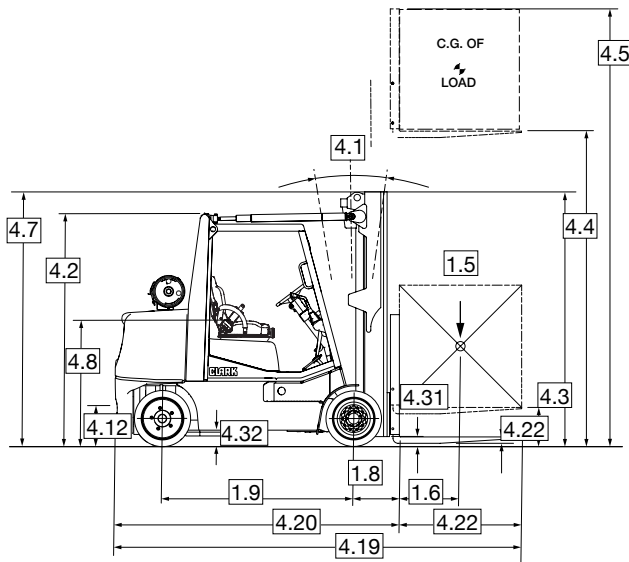
Standard truck meets all applicable mandatory requirements of Part III-ANSI/ITSDF B56.1 Safety Standard for Powered Industrial Trucks and Underwriters Laboratories requirements as to fire hazard only for D and LP classifications. For further information contact a CLARK representative.

Users should be aware of, and adhere to, applicable codes and regulations regarding operator training, use, operation and maintenance of powered industrial trucks, including:


- ANSI/ITSDF B56.1
- NFPA 505, fire safety standard for powered industrial trucks - type designations, areas of use, maintenance and operation.
- Occupational Safety and Health Administration (OSHA) regulations that may apply.

Contact your authorized CLARK forklift truck dealer for further information including operator training programs and auxiliary visual and audible warning systems, fire extinguishers, etc., as available for specific user applications and requirements.

Specifications, equipment, technical data, photos and illustrations are based on information at time of printing and are subject to change without notice. Some products may be shown with optional equipment.



For corresponding data see Specification Chart




Highly Maneuverable, Easily Serviceable, Broadly Flexible, Extremely Dependable

The CGC 60/70 series proudly adds to CLARK's unique history of building the best forklifts with evolutionary steps in ergonomics, power, safety, durability and performance. These models, designed for distribution, manufacturing and warehousing of all types are all suited for the toughest applications.

STANDARD SPECIFICATIONS

CGC 60/70

Specifications	1.1	Manufacturer		CLARK	1.1	CLARK
	1.2	Manufacturer's Designation		CGC 60	1.2	CGC 70
	1.3	Drive unit Diesel, L.P Gas		LPG	1.3	LPG
	1.4	Operator type stand on / driver seated		Rider counterbalanced	1.4	Rider counterbalanced
	1.5	Load capacity / rated load	lbs(kg)	13,500 (6000)	1.5	15,500 (7000)
	1.6	Load center distance	in(mm)	24 (600)	1.6	24 (600)
	1.7	Load center distance, center of drive axle to fork face	in(mm)	STD 18.9 (480) TSU 19.7 (500)	1.8	STD 18.9 (480) TSU 19.7 (500)
	1.9	Wheels (x=driven)	in(mm)	75.0 (1905)	1.9	75.0 (1905)
	Weight	2.1	Service weight	lbs(kg)	18,809 (8532)	2.1
2.2		Axle loading, loaded front / rear	lbs(kg)	28,922 / 3,387 (13119 / 1536)	2.2	28,922 / 3,387 (13119 / 1536)
2.3		Axle loading, unloaded front / rear	lbs(kg)	7,804 / 11,005 (3540 / 4992)	2.3	7,804 / 11,005 (3540 / 4992)
Tires	3.1	Tire type, P= pneumatic, SE = solid pneu, C= cushion		Cushion	3.1	Cushion
	3.2	Tire size, front	in	22 x 14 x 16	3.2	22 x 14 x 16
	3.3	Tire size, rear	in	22 x 8 x 16	3.3	22 x 8 x 16
	3.5	Wheels, number front / rear (x=drive wheels)		2x / 2	3.5	2x / 2
	3.6	Tread, front	in(mm)	44.8 (1138)	3.6	44.8 (1138)
	3.7	Tread, rear	in(mm)	42.0 (1067)	3.7	42.0 (1067)
	Dimensions	4.1	Tilt of upright / fork carriage, back / forward, a / b	degrees	STD 8 / 8 TSU 5 / 6	4.1
4.2		Height, upright lowered	in(mm)	STD 99 (2515) TSU 100 (2540)	4.2	STD 99 (2515) TSU 100 (2540)
4.3		Freelift	in(mm)	STD 8.5 (216) TSU 63.0 (1600)	4.3	STD 8.5 (216) TSU 63.0 (1600)
4.4		Light height	in(mm)	STD 1117 (2972) TSU 174 (4420)	4.4	STD 1117 (2972) TSU 174 (4420)
4.5		Height, upright extended	in(mm)	STD 165 (4191) TSU 222 (5639)	4.5	STD 165 (4191) TSU 222 (5639)
4.7		Height overhead guard	in(mm)	91.0 (2311)	4.7	91.0 (2311)
4.8		Seat height	in(mm)	42.25 (1150)	4.8	42.25 (1150)
4.12		Coupling height	in(mm)	13.25 (337)	4.12	13.25 (337)
4.19		Overall length	in(mm)	160.3 (4072)	4.19	1603.1 (4143)
4.20		Length to face of forks	in(mm)	STD 112.3 (2853) 113.1 (2873)	4.20	STD 115.1 (2923) 115.9 (2943)
4.21		Width	in(mm)	58.8 (1494)	4.21	58.8 (1494)
4.22		Fork dimensions	in(mm)	2.5 x 6 x 48 (65 x 150 x 1220)	4.22	2.5 x 6 x 48 (65 x 150 x 1220)
4.23		Fork carriage		Hook Type	4.23	Hook Type
4.24		Fork carriage width	in(mm)	55 (1397)	4.24	55 (1397)
4.31		Ground clearance minimum, loaded	in(mm)	3.8 (96)	4.31	3.8 (96)
4.32		Ground clearance center of wheelbase	in(mm)	6.1 (155)	4.32	6.1 (155)
4.34		Right Angle Stack (add load length and clearance)	in(mm)	STD 124.0 (3149) TRU 124.8 (3170)	4.34	STD 126.3 (3208) TRU 127.1 (3228)
4.35		Outside turning radius	in(mm)	105.1 (2669)	4.35	107.4 (2728)
4.36	Inside turning radius	in(mm)	11.7	4.36	11.7	
Performance	5.1	Travel speed loaded / unloaded	mph (kph)	10.3/10.4 (16.5/16.5)	5.1	10.2/10.4 (16.3/16.6)
	5.2	Lift speed loaded / unloaded	fpm (ms)	STD 61/83 (.31/42) TSU 62/81 (.31/41)	5.2	STD 60/83 (.30/42) TSU 60/81 (.30/41)
	5.3	Lowering speed loaded / unloaded	fpm (ms)	STD 80/69 (.40/.35) TSU 75/58 (.38/.30)	5.3	STD 80/69 (.40/.35) TSU 75/58 (.38/.30)
	5.6	Max. drawbar pull loaded / unloaded	lbs(N)	9,470/ 4,470 (42120 / 19885)	5.6	9,420/ 4,450 (41900 / 19795)
	5.8	Max. gradeability loaded / unloaded	%	32.3 / 19.9	5.8	29.9 / 17.7
	5.10	Service brake		Power assist disc	5.10	Power assist disc
Drive line	7.1	Manufacturer / Type		PSI - 4X 4.3L LPG	7.1	PSI - 4X 4.3L LPG
	7.2	Rated output per SAE J1349	HP/kw @ rpm	110 / 82.0 @ 2400	7.2	110 / 82.0 @ 2400
	7.3	Rated speed	rpm	2,400	7.3	2,400
	7.4	No. of cylinders / displacement	cu. in. -Liters	6 / 262 - 4.3	7.4	6 / 262 - 4.3
8.2	Operating pressure for attachments	psi/bar	Adjustable	8.2	Adjustable	
8.4	Sound level, driver's ear	dB(A)	81	8.4	81	



& Don't Forget... Safety Starts With You!

Before operating a lift truck, an operator must:

- Be trained and authorized
- Read and understand operator's manual
- Not operate a faulty lift truck
- Not repair a lift truck unless trained and authorized
- Have the overhead guard and load backrest extension in place
- Perform daily inspections

During operation, a lift truck operator must:

- Wear a seat belt
- Keep entire body inside truck cab
- Never carry passengers or lift people
- Keep truck away from people and obstructions
- Travel with lift mechanism as low as possible and tilted back
- Allow safe stopping distance and come to a complete stop before leaving operator compartment

To park a lift truck, an operator must:

- Completely lower forks or attachments
- Shift into neutral
- Turn key off
- Set parking brake



CLARK: The Innovative and Durable Solution

The design, development, and manufacturing capabilities of CLARK, in combination with an unparalleled focus on customer support, a drive to understand fully each customer's needs in order to then supply the right solution, reflect the key essence of what is CLARK.


With over one million CLARK lift trucks sold around the world, each is a testament to the CLARK time-tested process of designing durable trucks with precise features that meet, if not exceed, the material handling needs of our customers. Our full range of highly dependable products – from pallet jacks to electric narrow aisle order selectors and up to our big 18,000lb capacity lift trucks – assures end-users CLARK has the solutions for their day-to-day needs.



These customer-focused solutions built from numerous industry innovations – from the nested I-Beam to a self-activating parking brake to new on-board diagnostics – and it all began the same way: with the needs of our customers foremost in mind. By focusing on how we can improve our customers' material handling processes, combined with award-winning dealers and parts support, we assure our customers a lift truck designed to be the right solution for their individual application.

Add it all up – an extensive research and development process, state-of-the-art manufacturing capabilities, and a superior dealer network – and you have a company dedicated to delivering leading edge products for both today and far into the future. More reasons why CLARK is Built to Last®.

"CLARK TOTALIFT and Built to Last are registered in the U.S Patent and Trademark office. The "Hot Yellow Green" also known as "CLARK Green" is a trademark registered in the U.S Patent and Trademark office."



59-894-0199

CLARK MATERIAL HANDLING COMPANY
North American Headquarters
700 Enterprise Drive • Lexington, KY 40510
866-252-5275 • www.CLARKmhc.com

CGC 60/70
59-894-0199 Printed in USA OTP04201.25M
© 2020 CLARK Material Handling Company